

VILLAGE OF TWIN LAKES
2012 Annual Budget

General Government Including General Fund, Sanitation, Marina and Housing

	2011 Budget	2011 YTD	2011 Estimated	2012 Proposed	Percent Change
General Property Tax	\$3,268,723	\$3,273,294	\$3,273,294	\$3,296,634	0.85%
Special Assessments	\$0	\$0	\$0	\$0	N/A
Intergovernmental Revenue	\$446,400	\$309,978	\$442,063	\$426,100	-4.55%
Licenses and Permits	\$146,200	\$94,641	\$142,774	\$152,700	4.45%
Fines, Forfeits and Penalties	\$43,100	\$31,452	\$42,150	\$43,100	0.00%
Public Charges	\$545,400	\$77,078	\$528,731	\$498,900	-8.53%
Intergovernmental Charges	\$28,150	\$18,001	\$28,982	\$26,250	-6.75%
Miscellaneous	\$81,665	\$73,655	\$109,889	\$102,900	26.00%
TOTAL	\$4,559,638	\$3,878,099	\$4,567,883	\$4,546,584	-0.29%
General Government	\$672,210	\$419,876	\$585,752	\$679,424	1.07%
Public Safety	\$2,048,772	\$1,459,868	\$2,082,112	\$2,112,525	3.11%
Public Works	\$1,068,429	\$839,548	\$1,132,555	\$1,014,116	-5.08%
Health and Human Services	\$9,051	\$5,543	\$7,486	\$7,691	-15.03%
Culture, Recreation and Educatio	\$351,877	\$306,983	\$333,371	\$368,299	4.67%
Conservation and Development	\$1,000	\$99	\$100	\$0	-100.00%
Debt Service	\$472,580	\$432,317	\$472,580	\$490,397	3.77%
TOTAL	\$4,623,919	\$3,464,234	\$4,613,956	\$4,672,452	1.05%
Surplus/(Deficit)	(\$64,281)	\$413,865	(\$46,073)	(\$125,868)	
Operating Transfers In	0	0	0	0	N/A
Debt or Loan Proceeds	\$49,450	\$0	\$57,900	\$105,700	113.75%
Operating Transfers Out					
EXCESS/(DEFICIENCY)	(\$14,831)	\$413,865	\$11,827	(\$20,168)	
Fund Balance, January 1	\$55,989		\$55,989	\$67,816	
Fund Balance, December 31	\$41,158		\$67,816	\$47,648	

Enterprise Fund - Sewer

Operating Revenue	\$1,547,000	\$816,840	\$1,615,700	\$1,547,000	0.00%
Operating Expense	\$1,450,063	\$978,638	\$1,383,500	\$1,428,527	-1.49%
Operating Income	\$96,937	(\$161,798)	\$232,200	\$118,473	22.22%
Non Operating Income	\$500	\$276	\$650	\$500	0.00%
Income/(Loss)	\$97,437	(\$161,522)	\$232,850	\$118,973	22.10%
Op Trans Out	\$0	\$0	\$0	\$0	N/A

TIF District #1 Fund

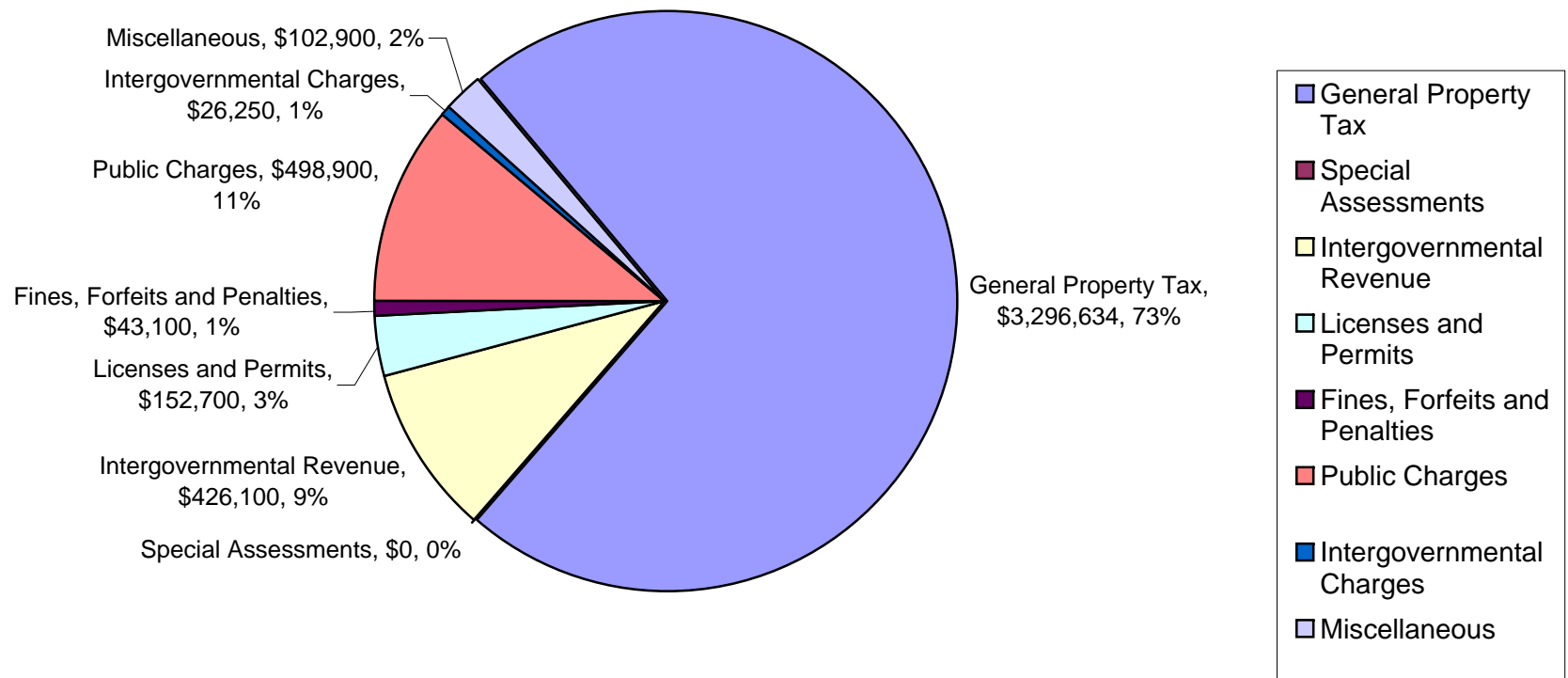
Property Tax	\$0	\$0	\$0	\$22,500	N/A
Debt Proceeds	\$0	\$0	\$0	\$0	N/A
Miscellaneous	\$0	\$0	\$0	\$0	N/A
TOTAL	\$0	\$0	\$0	\$22,500	N/A
Capital Projects	\$0	\$9,785	\$23,700	\$0	N/A
Professional Services	\$6,000	\$14,804	\$14,804	\$6,200	3.33%
Development Assistance	\$0	\$0	\$0	\$0	N/A
Debt Service	\$15,300	\$0	\$15,300	\$15,300	0.00%
Miscellaneous	\$0	\$0	\$0	\$0	N/A
Transfers to other funds	\$0	\$7,631	\$7,631	\$0	N/A
TOTAL	\$21,300	\$32,220	\$61,435	\$21,500	0.94%
Surplus/(Deficit)	(\$21,300)	(\$32,220)	(\$61,435)	\$1,000	-104.69%

Back up information and additional notes and details related to the Budget follow in the accompanying pages.

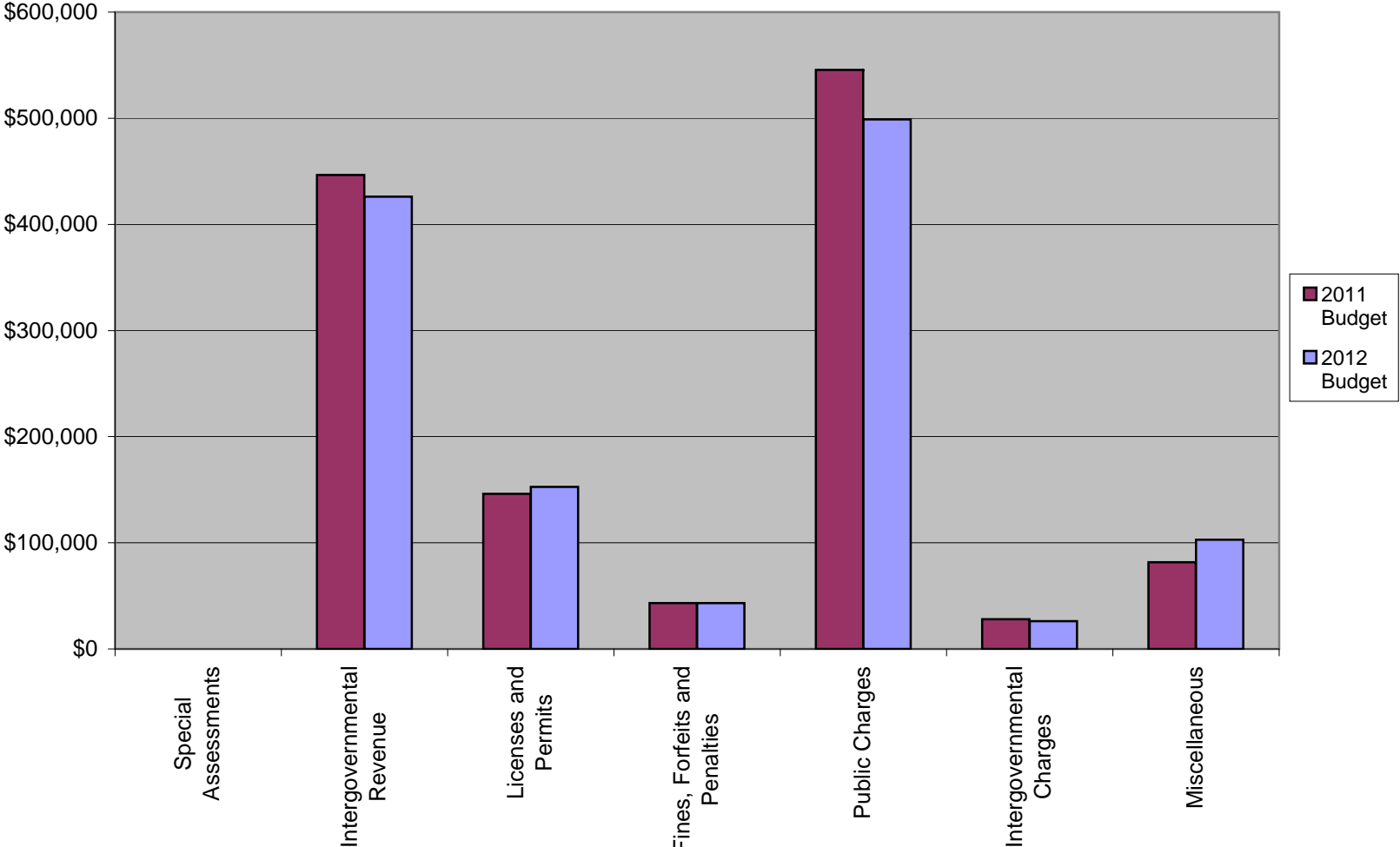
VILLAGE OF TWIN LAKES
2012 Annual Budget

Account Number	Account Description	2010 Actual	2011 Budget	2011YTD	2011 Estimate	2012 Proposed	Footnote	Budget to Budget Change
OVERALL SUMMARY								
GENERAL EXPENSES								
GENERAL OPERATIONS								
	GENERAL ADMINISTRATION	\$710,313	\$1,026,934	\$742,714	\$931,376	\$1,038,632		1.14%
	PUBLIC INDEBTEDNESS	\$513,514	\$392,102	\$351,839	\$392,102	\$411,672		4.99%
	PUBLIC WORKS	\$652,895	\$649,182	\$563,407	\$696,146	\$634,297		-2.29%
	PUBLIC SAFETY	\$1,966,874	\$1,950,302	\$1,348,821	\$1,959,333	\$1,947,370		-0.15%
	TOTAL GENERAL OPERATIONS	\$3,843,596	\$4,018,520	\$3,006,781	\$3,978,957	\$4,031,971		0.33%
OTHER OPERATIONS								
	CAPITAL PROJECTS AND PURCHASES	\$740,673	\$28,650	\$57,410	\$71,632	\$105,700		268.94%
	TOTAL OTHER OPERATIONS	\$740,673	\$28,650	\$57,410	\$71,632	\$105,700		268.94%
	TOTAL GENERAL FUND	\$4,584,269	\$4,047,170	\$3,064,191	\$4,050,589	\$4,137,671		2.24%
OTHER GENERAL ACTIVITY EXPENSES								
	SANITATION FUND	\$469,394	\$486,511	\$317,250	\$476,560	\$446,131		-8.30%
	LAUNCH MARINA FUND	\$90,304	\$90,238	\$82,744	\$86,807	\$88,650		-1.76%
	CDBG HOUSING LOAN FUND	\$0	\$0	\$49	\$0	\$0	N/A	
	TOTAL OTHER GENERAL ACTIVITY FUNDS	\$559,698	\$576,749	\$400,043	\$563,367	\$534,781		-7.28%
	TOTAL GENERAL EXPENSES	\$5,143,967	\$4,623,919	\$3,464,234	\$4,613,956	\$4,672,452		1.05%
GENERAL REVENUE								
	ANTICIPATED RECEIPTS	\$786,885	\$718,615	\$510,324	\$748,455	\$699,050		-2.72%
	CHARGES FOR SERVICE	\$461,991	\$545,400	\$77,078	\$528,731	\$498,900		-8.53%
	DEBT PROCEEDS	\$698,971	\$49,450	\$0	\$57,900	\$105,700		113.75%
	GRANTS	\$98,917	\$26,900	\$17,403	\$17,403	\$52,000		93.31%
	TO BE RAISED BY TAXATION							
	FOR GENERAL OPERATIONS	\$3,209,143	\$3,231,000	\$3,235,571	\$3,235,571	\$3,259,844		0.89%
	FOR CAPITAL PROJECTS	\$0	\$0	\$0	\$0	\$0	N/A	
	FOR SANITATION	\$0	\$0	\$0	\$0	\$0	N/A	
	FOR LAUNCH/MARINA	\$40,240	\$37,723	\$37,723	\$37,723	\$36,790		-2.47%
	FOR SEWER UTILITY	\$0	\$0	\$0	\$0	\$0		
	TOTAL TO BE RAISED BY TAXATION	\$3,249,383	\$3,268,723	\$3,273,294	\$3,273,294	\$3,296,634		0.85%
	TAX RATE		\$3.8647			\$3.8868	\$0.0221	0.57%
	TOTAL ASSESSED VALUATION		\$845,789,200			\$848,162,700		0.28%
SEWER UTILITY FUND								
	TOTAL SEWER FUND REVENUES	\$1,681,940	\$1,547,500	\$817,116	\$1,616,350	\$1,547,500		0.00%
	TOTAL SEWER FUND EXPENSES	\$1,199,329	\$1,450,063	\$978,638	\$1,383,500	\$1,428,527		-1.49%
TAX INCREMENTAL FINANCING DISTRICT #1								
	TOTAL TID REVENUES	\$593,737	\$0	\$3,827	\$3,827	\$25,700	N/A	
	TOTAL TID EXPENSES	\$399,296	\$21,300	\$33,701	\$62,922	\$21,500		0.94%
	TOTAL VILLAGE ANNUAL EXPENSES	\$6,742,592	\$6,095,282	\$4,476,573	\$6,060,378	\$6,122,479		0.45%
	TOTAL EXPENSES (NO TID)	\$6,343,296	\$6,073,982	\$4,442,872	\$5,997,456	\$6,100,979		0.44%
TWIN LAKES PROTECTION AND REHABILITATION DISTRICT - SPECIAL FUNDS								
	TOTAL PROTECTION AND REHAB REVENUES	\$205,494	\$132,000	\$131,280	\$131,610	\$132,000		0.00%
	TOTAL PROTECTION AND REHAB EXPENSES	\$186,108	\$232,000	\$25,735	\$106,324	\$232,000		0.00%

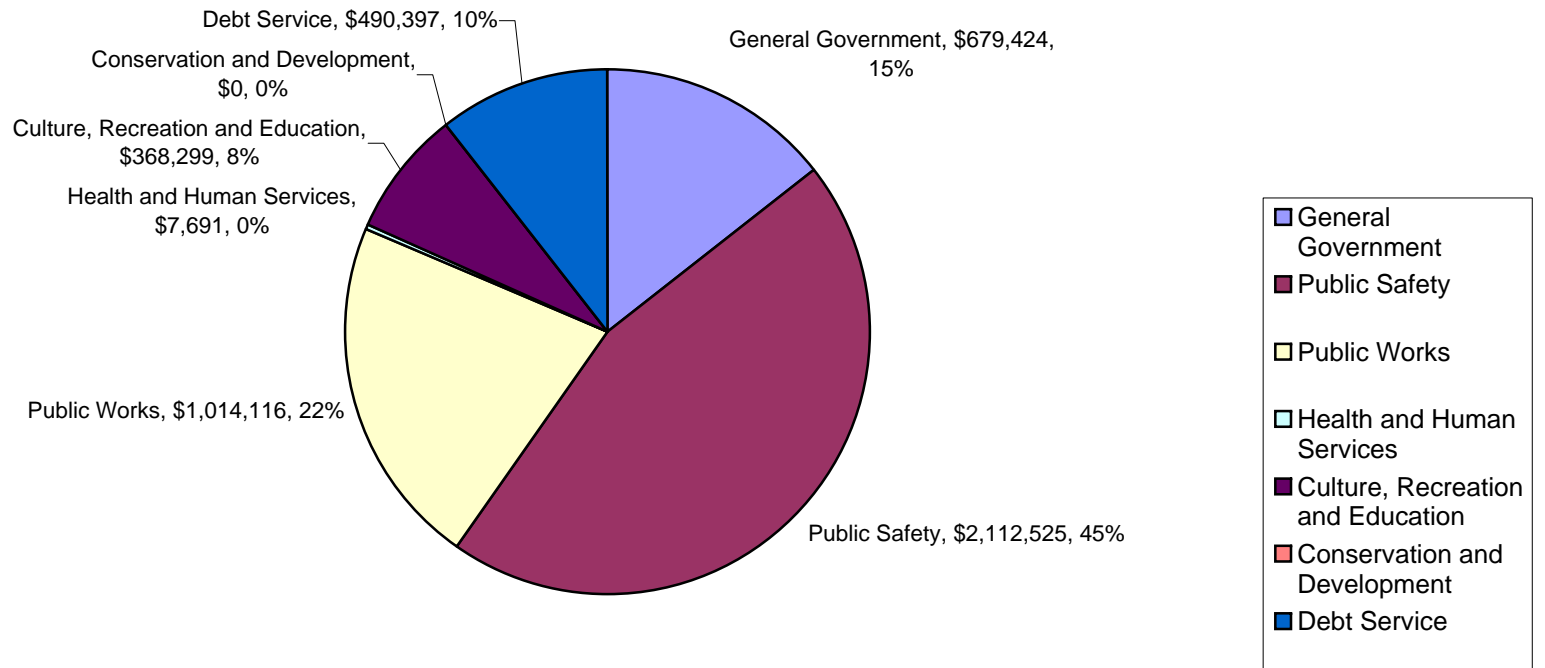
2012 Proposed Budget - General Revenues



2011/2012 Non-Tax Revenue Comparison



2012 Proposed Budget - General Government Expenses



2011/2012 Expense Comparison

