

VILLAGE OF TWIN LAKES
2010 ANNUAL BUDGET



APPROVED
NOVEMBER 23, 2009

General Government Including General Fund, Sanitation, Marina and Housing

Revenues	2009 Budget	2009 Estimated	2010 Proposed	Percent Change
General Property Tax	\$3,084,524	\$3,084,497	\$3,255,231	5.53%
Special Assessments	\$0	\$0	\$0	#N/A
Intergovernmental Revenue	\$497,700	\$541,373	\$426,200	-14.37%
Licenses and Permits	\$178,550	\$157,056	\$141,050	-21.00%
Fines, Forfeits and Penalties	\$51,900	\$57,850	\$51,900	0.00%
Public Charges	\$482,500	\$498,563	\$537,300	11.36%
Intergovernmental Charges	\$12,800	\$12,808	\$12,800	0.00%
Miscellaneous	\$216,000	\$148,531	\$85,675	-60.34%
TOTAL	\$4,523,974	\$4,500,678	\$4,510,156	-0.31%

Expenses	2009 Budget	2009 Estimated	2010 Proposed	Percent Change
General Government	\$663,862	\$638,918	\$675,889	1.81%
Public Safety	\$2,034,075	\$1,922,708	\$2,620,411	28.83%
Public Works	\$1,009,447	\$1,147,649	\$1,051,212	4.14%
Health and Human Services	\$9,408	\$8,236	\$9,018	-4.14%
Culture, Recreation and Education	\$593,991	\$516,879	\$409,407	-31.08%
Conservation and Development	\$30,000	\$20,000	\$5,000	-83.33%
Debt Service	\$461,182	\$1,058,829	\$514,797	11.63%
TOTAL	\$4,801,964	\$5,313,219	\$5,285,733	10.07%
Surplus/(Deficit)	(\$277,990)	(\$812,541)	(\$775,577)	

Operating Transfers In	0	0	0	#N/A
Debt or Loan Proceeds	\$104,000	\$888,500	\$775,400	645.58%
Operating Transfers Out				
EXCESS/(DEFICIENCY)	(\$173,990)	\$75,959	(\$177)	
Fund Balance, January 1	\$124,175	\$124,175	\$200,134	
Fund Balance, December 31	(\$49,815)	\$200,134	\$199,957	

Enterprise Fund - Sewer

Operating Revenue	\$1,281,000	\$1,334,176	\$1,367,000	6.71%
Operating Expense	\$1,372,410	\$1,433,264	\$1,290,447	-5.97%
Operating Income	(\$91,410)	(\$99,088)	\$76,553	-183.75%
Non Operating Income	\$20,000	\$1,800	\$2,000	-90.00%
Income/(Loss)	(\$71,410)	(\$97,288)	\$78,553	-210.00%
Op Trans Out	\$0	\$0	\$0	#N/A

TIF District #1 Fund

Property Tax	\$37,000	\$38,190	\$37,000	0.00%
Debt Proceeds	\$0	\$0	\$500,000	#N/A
Miscellaneous	\$30,000	\$0	\$0	-100.00%
TOTAL	\$67,000	\$38,190	\$537,000	701.49%
Capital Projects	\$3,200,000	\$50	\$480,000	-85.00%
Professional Services	\$200,000	\$83,115	\$28,000	-86.00%
Development Assistance	\$0	\$0	\$0	#N/A
Debt Service	\$940,000	\$0	\$0	-100.00%
Miscellaneous	\$0	\$0	\$0	#N/A
Transfers to other funds	\$0	\$142,000	\$0	#N/A
TOTAL	\$4,340,000	\$225,165	\$508,000	-88.29%
	(\$4,273,000)	(\$186,975)	\$29,000	-100.68%

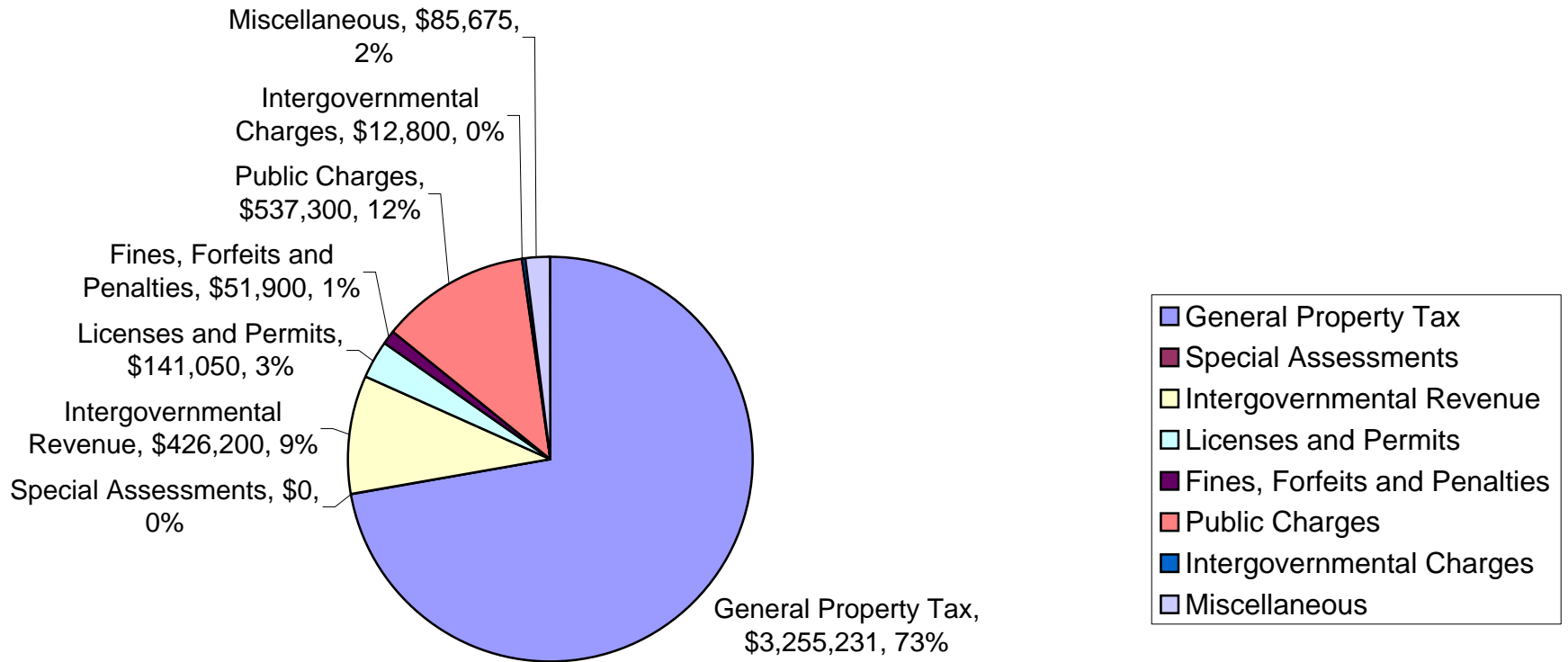
Back up information and additional notes and details related to the Budget follow in the accompanying pages.

VILLAGE OF TWIN LAKES
2010 Annual Budget

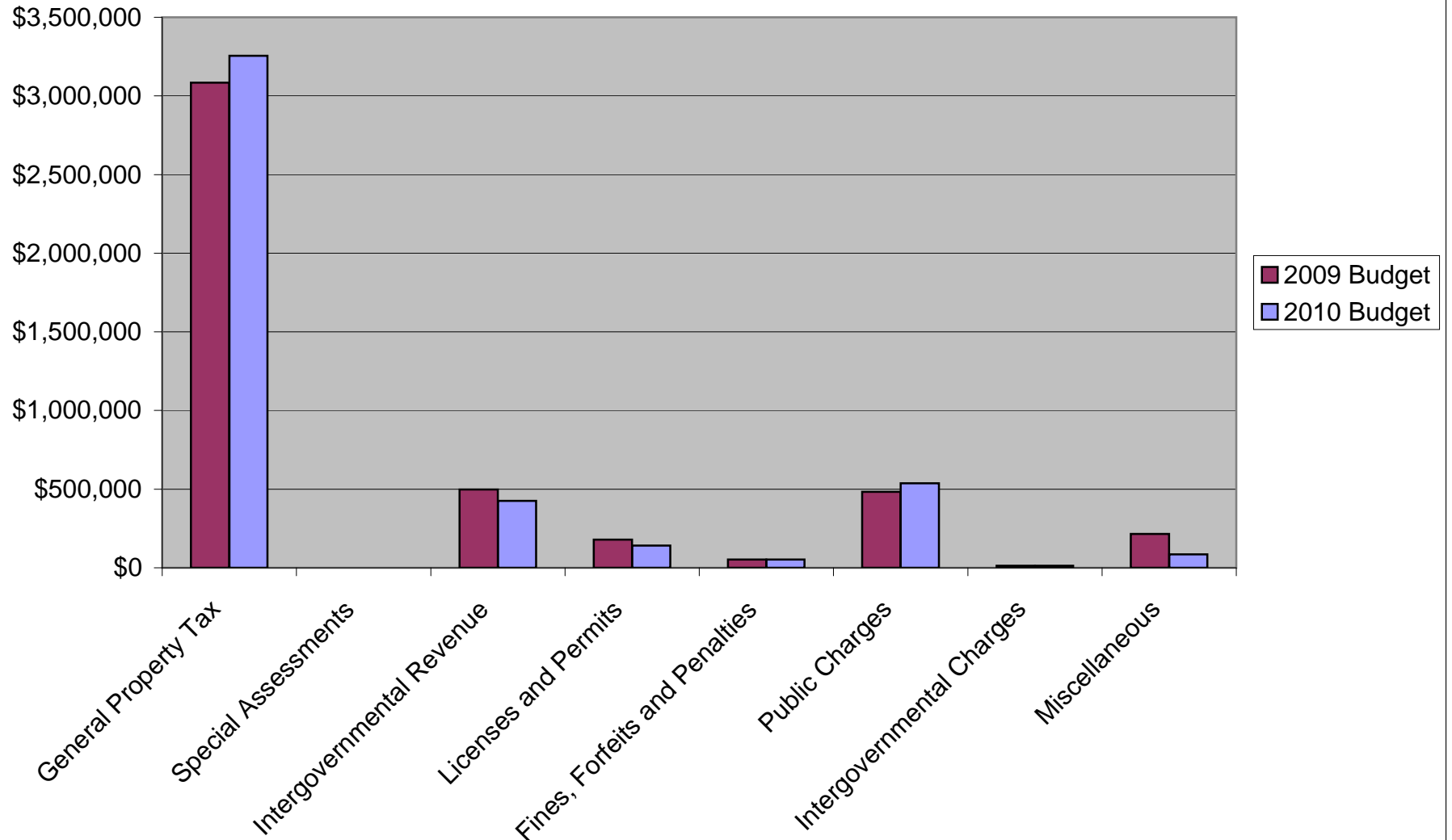
Approved

Account Number	Account Description	2008 Actual	2009 Budget	2009YTD	2009 Estimate	2010 Proposed	Footnote	Budget to Budget Change
OVERALL SUMMARY								
GENERAL EXPENSES								
GENERAL OPERATIONS								
	GENERAL ADMINISTRATION	\$994,162	\$1,028,116	\$749,492	\$983,726	\$1,017,167		-1.07%
	PUBLIC INDEBTEDNESS	\$1,414,345	\$397,482	\$1,027,135	\$987,842	\$430,982		8.43%
	PUBLIC WORKS	\$885,954	\$648,430	\$384,591	\$649,417	\$640,792		-1.18%
	PUBLIC SAFETY	\$1,897,647	\$1,898,792	\$1,342,024	\$1,806,297	\$1,852,153		-2.46%
	TOTAL GENERAL OPERATIONS	\$5,192,108	\$3,972,819	\$3,503,242	\$4,427,283	\$3,941,093		-0.80%
OTHER OPERATIONS								
	CAPITAL PROJECTS AND PURCHASES	\$338,065	\$97,000	\$183,696	\$206,805	\$765,200		
	TOTAL OTHER OPERATIONS	\$338,065	\$97,000	\$183,696	\$206,805	\$765,200		
	TOTAL GENERAL FUND	\$5,530,173	\$4,069,819	\$3,686,938	\$4,634,088	\$4,706,293		15.64%
OTHER GENERAL ACTIVITY EXPENSES								
	SANITATION FUND	\$427,879	\$439,795	\$311,387	\$469,210	\$485,475		10.39%
	LAUNCH MARINA FUND	\$311,172	\$292,350	\$156,929	\$210,851	\$93,965		
	CDBG HOUSING LOAN FUND	\$0	\$0	\$0	\$0	\$0		-20.86%
	TOTAL OTHER GENERAL ACTIVITY FUNDS	\$739,051	\$732,145	\$468,316	\$680,061	\$579,440		10.07%
	TOTAL GENERAL EXPENSES	\$6,269,224	\$4,801,964	\$4,155,254	\$5,314,149	\$5,285,733		
GENERAL REVENUE								
	ANTICIPATED RECEIPTS	\$905,073	\$856,550	\$586,211	\$820,034	\$732,365		-14.50%
	CHARGES FOR SERVICE	\$382,525	\$482,500	\$493,314	\$498,563	\$537,300		11.36%
	DEBT PROCEEDS	\$475,000	\$104,000	\$713,350	\$888,500	\$775,400		-74.60%
	GRANTS	\$100,422	\$100,400	\$25,584	\$97,584	\$25,500		
	TO BE RAISED BY TAXATION							4.23%
	FOR GENERAL OPERATIONS	\$2,952,525	\$3,084,524	\$3,084,497	\$3,084,497	\$3,214,991		
	FOR CAPITAL PROJECTS	\$0	\$0	\$0	\$0	\$0		
	FOR SANITATION	\$0	\$0	\$0	\$0	\$0		
	FOR LAUNCH/MARINA	\$0	\$0	\$0	\$0	\$40,240		
	FOR SEWER UTILITY	\$0	\$0	\$0	\$0	\$0		5.53%
	TOTAL TO BE RAISED BY TAXATION	\$2,952,525	\$3,084,524	\$3,084,497	\$3,084,497	\$3,255,231		5.00%
	TAX RATE		\$3.6870			\$3.8713	\$0.1843	0.51%
	TOTAL ASSESSED VALUATION		\$836,597,600			\$840,867,100		
SEWER UTILITY FUND								
	TOTAL SEWER FUND REVENUES	\$1,690,854	\$1,301,000	\$1,170,384	\$1,335,976	\$1,369,000		5.23%
	TOTAL SEWER FUND EXPENSES	\$1,256,224	\$1,372,410	\$1,065,291	\$1,433,264	\$1,290,447		-5.97%
TAX INCREMENTAL FINANCING DISTRICT #1								
	TOTAL TIF REVENUES	\$1,530,159	\$67,000	\$0	\$38,190	\$537,000		
	TOTAL TIF EXPENSES	\$1,403,531	\$4,340,000	\$172,750	\$225,165	\$508,000		
	TOTAL VILLAGE ANNUAL EXPENSES	\$8,928,979	\$10,514,375	\$5,393,295	\$6,972,578	\$7,084,181		-32.62%
	TOTAL EXPENSES (NO TIF)	\$7,525,448	\$6,174,375	\$5,220,545	\$6,747,413	\$6,576,181		6.51%
TWIN LAKES PROTECTION AND REHABILITATION DISTRICT - SPECIAL FUNDS								
	TOTAL PROTECTION AND REHAB REVENUES	\$113,560	\$204,000	\$205,228	\$209,747	\$204,000		
	TOTAL PROTECTION AND REHAB EXPENSES	\$41,430	\$232,000	\$35,491	\$69,746	\$232,000		

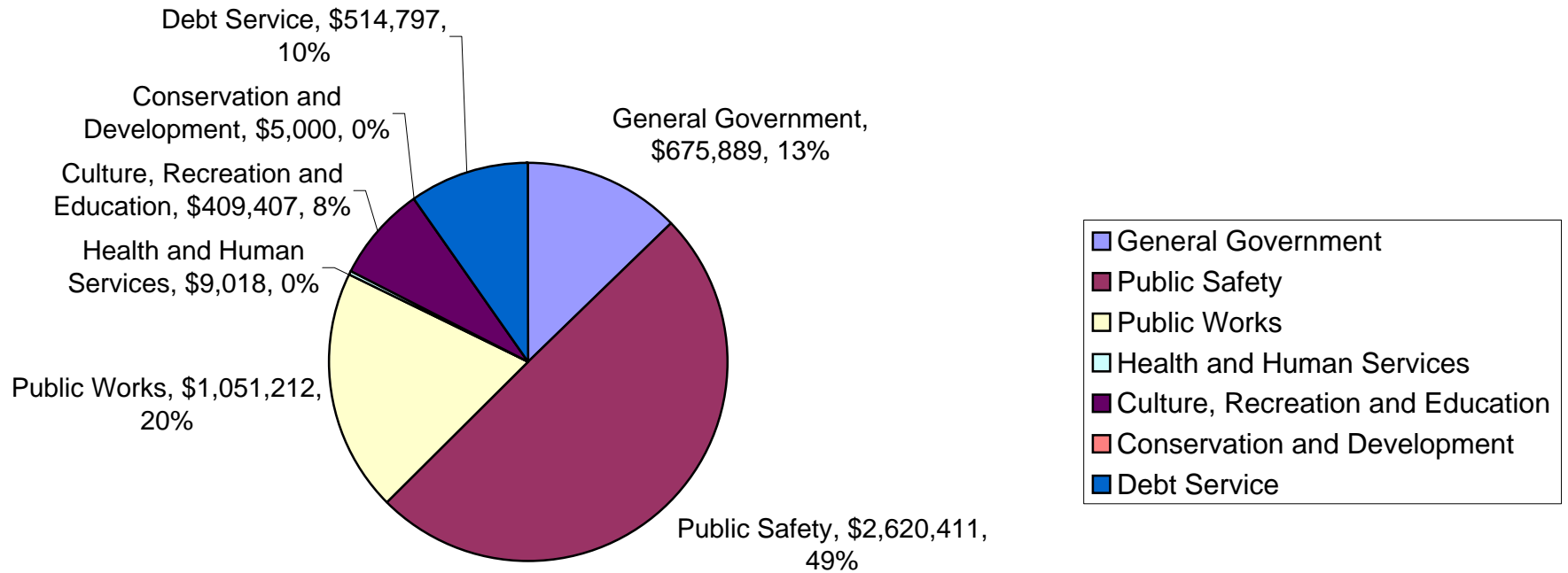
2010 Proposed Budget - General Revenues



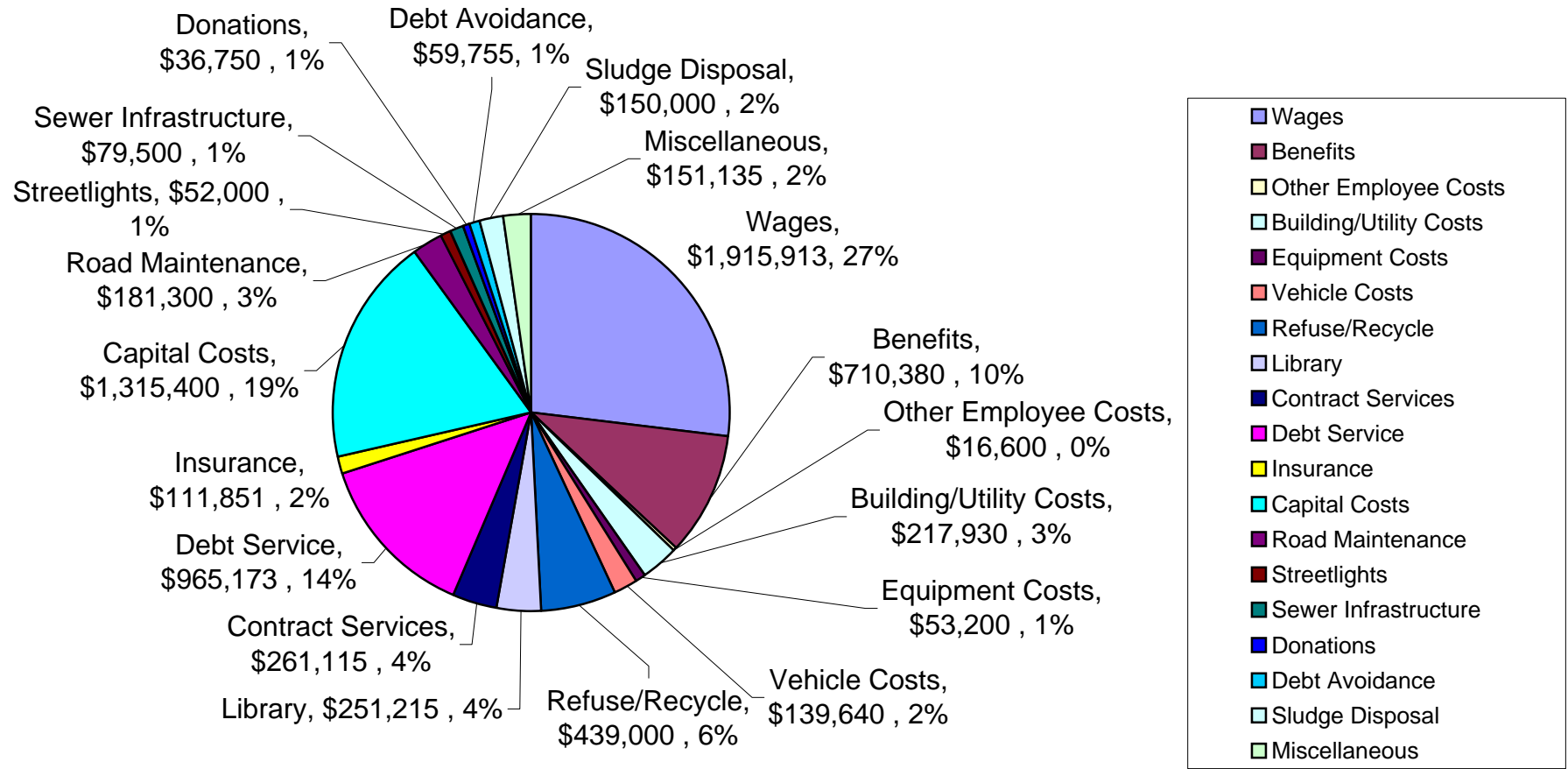
2009/2010 Revenue Comparison



2010 Proposed Budget - General Government Expenses



2010 Proposed Budget Expenses by Category



2009/2010 Expense Comparison

